

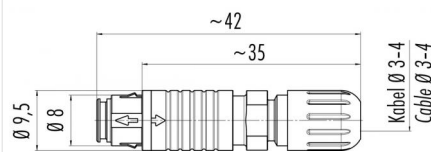
Product description **Push-Pull cable connector, Contacts: 4, 3.0 - 4.0 mm, shielding is not possible, solder, IP67**

Area **Push-Pull series 420**  
Order number **99 4709 00 04**

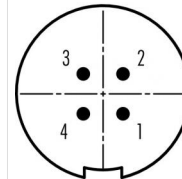
### Illustration



### Scale drawing



### Contact arrangement (Plug-in side)



	X	Y
1	0,96	-0,96
2	0,96	0,96
3	-0,96	0,96
4	-0,96	-0,96

**You can find the component part drawing and assembly instructions on the next page.**

## Technical data

### General values

Connector design	cable connector
Connector locking system	Micro Push-Pull
Termination	solder
Wire gauge (mm)	max. 0.14 mm <sup>2</sup>
Wire gauge (AWG)	max. 26
Cable outlet	3.0 - 4.0 mm
Upper limit temperature	80 °C
Lower limit temperature	- 40 °C
Customs tariff number	85369010
Packaging Unit	100

### Electrical values

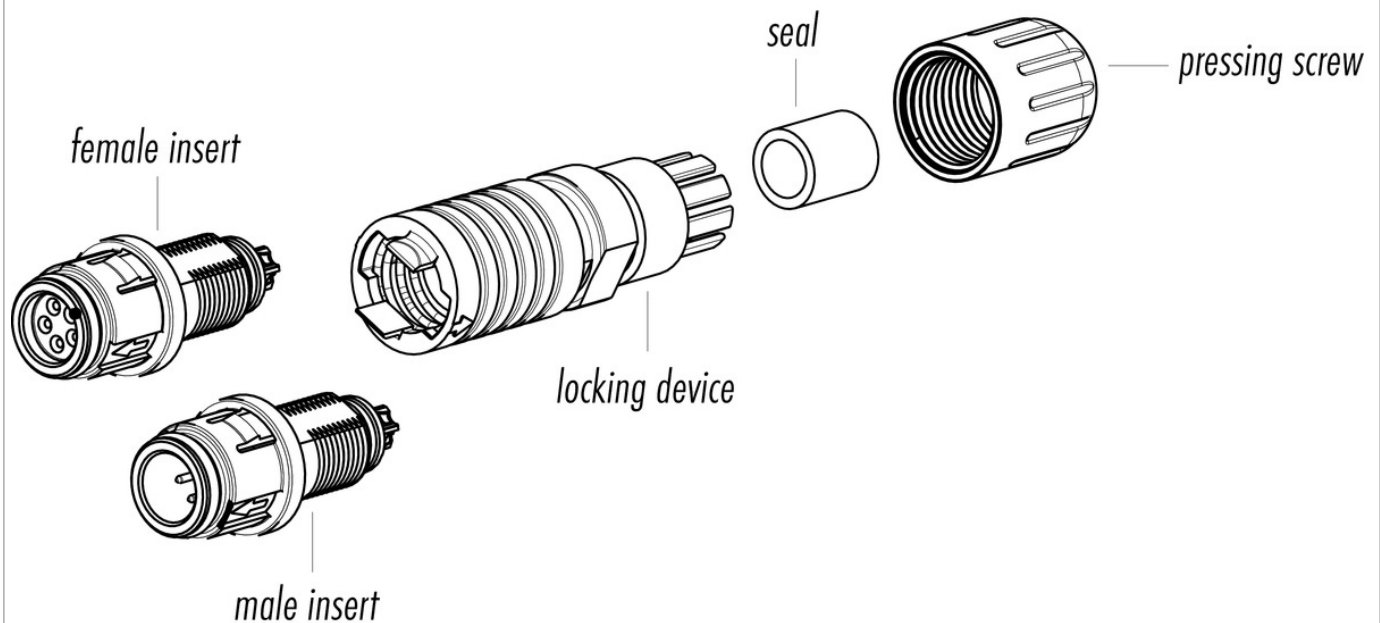
Rated current (40 °C)	1 A
Rated voltage	125 V
Rated impulse voltage	1500 V
Pollution degree	2
Overvoltage category	II
Insulating material group	II
EMC compliance	shielding is not possible
Degree of protection	IP67
Mechanical operation	> 1000 Mating cycles

### Material

Contact material	CuZn (brass)
Contact plating	Au (gold)
Contact body material	PA
Housing material	PA
REACH SVHC	CAS 7439-92-1 (Lead)

Product description	<b>Push-Pull cable connector, Contacts: 4, 3.0 - 4.0 mm, shielding is not possible, solder, IP67</b>
Area	<b>Push-Pull series 420</b>
Order number	<b>99 4709 00 04</b>

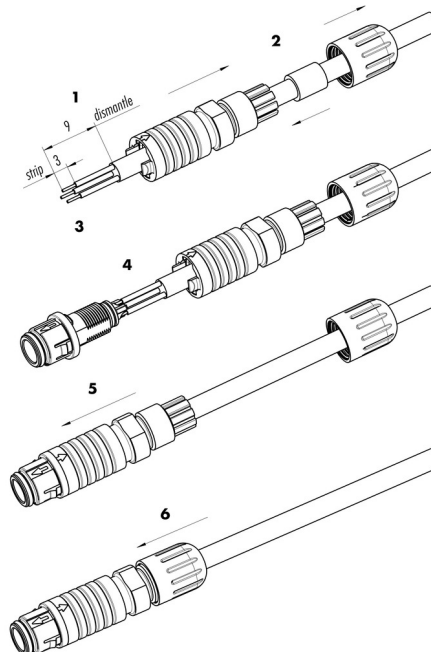
### Component part drawing



### Assembly instructions / Panel cut-out

1. Strip to 9mm length and remove cable jacket.
2. Mount sealing ring to clamp device to cable.  
Bead pressing screw and clamp device.
3. Strip the insulation off the wires (l = 3mm) and tin them.
4. Solder wires to solder cups.
5. Align locking unit, bear in mind direction of arrow, push forward and screw tightly.
6. Push pressing screw forward and secure them at flats.

(Before unmounting first open pressing screw.)



Product description	<b>Push-Pull cable connector, Contacts: 4, 3.0 - 4.0 mm, shielding is not possible, solder, IP67</b>
Area	<b>Push-Pull series 420</b>
Order number	<b>99 4709 00 04</b>

## Security notices

The connector must not be connected or separated under load. Non-observance and incorrect use can result in personal injury.

The connectors are designed for use in plant, control system and electrical equipment. The end user is responsible for checking whether the connectors are suitable for use in other applications.

Connectors used in electrical circuits containing hazardous life parts must only be assembled and used by or under the supervision of persons with the requisite electrotechnical training, taking the applicable regulations and standards into account.

Connectors with degree of protection IP 67 and IP 68 are not suitable for use under water. When used outdoors, the connectors must be separately protected against corrosion. For further information about IP degrees of protection refer to 'Technical support' in the Download Centre.